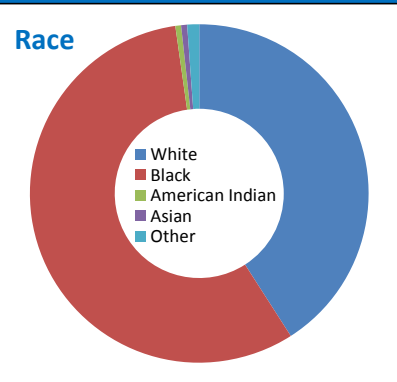
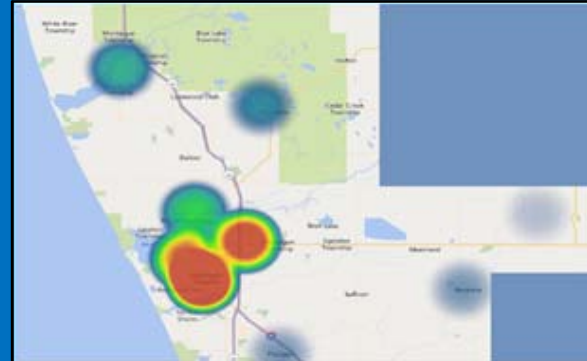
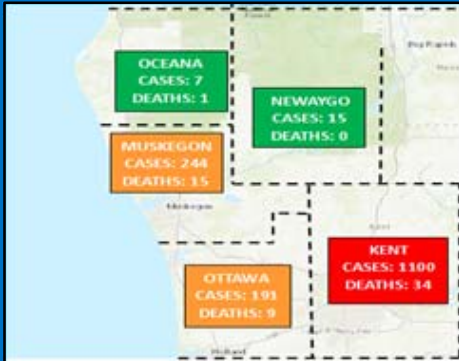
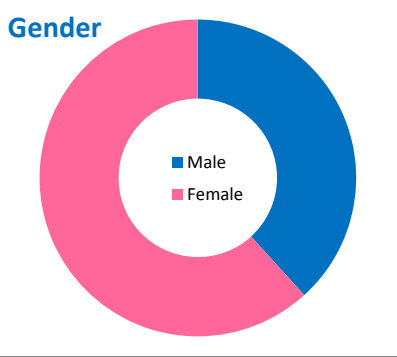
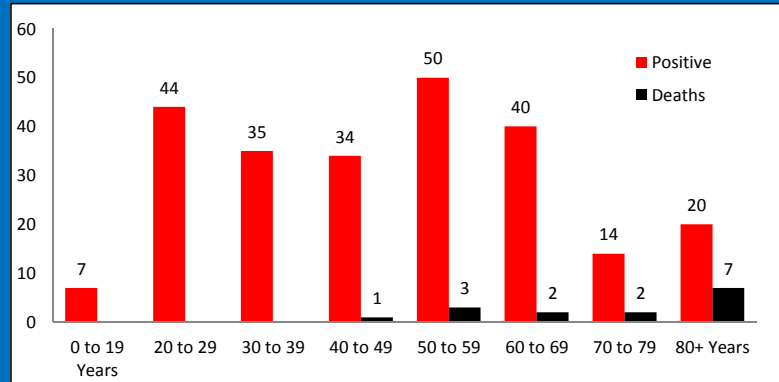


County of Muskegon: Profile of Confirmed Covid-19 Cases as of 4/27/2020



Total Cases
244

Total Deaths
15



Gender		#	%
	Male	93	38.1%
	Female	150	61.5%
	Unknown	1	0.4%
Age		#	%
	0 to 19 Years	7	2.9%
	20 to 29	44	18.0%
	30 to 39	35	14.3%
	40 to 49	34	13.9%
	50 to 59	50	20.5%
	60 to 69	40	16.4%
	70 to 79	14	5.7%
	80+ Years	20	8.2%
Age: Average 49.6, Median 50, Range 1 - 101			
Race		#	%
	White	72	29.5%
	Black	100	41.0%
	American Indian	1	0.4%
	Asian	1	0.4%
	Other	2	0.8%
	Unknown	68	27.9%

Municipal Location*	#	%
Blue Lake Township	2	0.8%
Casnovia Township	1	0.4%
Dalton Township	11	4.5%
Egelston Township	4	1.6%
Fruitland Township	4	1.6%
Fruitport Charter Township	11	4.5%
Holton Township	1	0.4%
Laketon Township	5	2.0%
Muskegon, City	57	23.4%
Muskegon Charter Township	10	4.1%
Muskegon Heights, City	67	27.5%
Norton Shores, City	42	17.2%
Ravenna Township	4	1.6%
Roosevelt Park, City	3	1.2%
Whitehall, City	1	0.4%
Whitehall Township	2	0.8%
Unknown	19	7.8%
Total Muskegon County	244	

Summary of COVID-19 Related Deaths			
Gender		#	%
	Male	9	60.0%
	Female	6	40.0%
Age			
	Average	76.4	
	Median	78	
	Range	49 - 101	
Race		#	%
	White	7	46.7%
	Black	7	46.7%
	Asian	1	6.7%
Case Disposition			
	In-patient	7	46.7%
	Out-patient	8	53.3%

***NOTE:** Identifying the location of confirmed positive cases could create a false sense of security! Every location should be considered a potential risk! People of any age, even those who do not have any symptoms, could be a carrier of the virus.
Kathy Moore, Public Health Director

