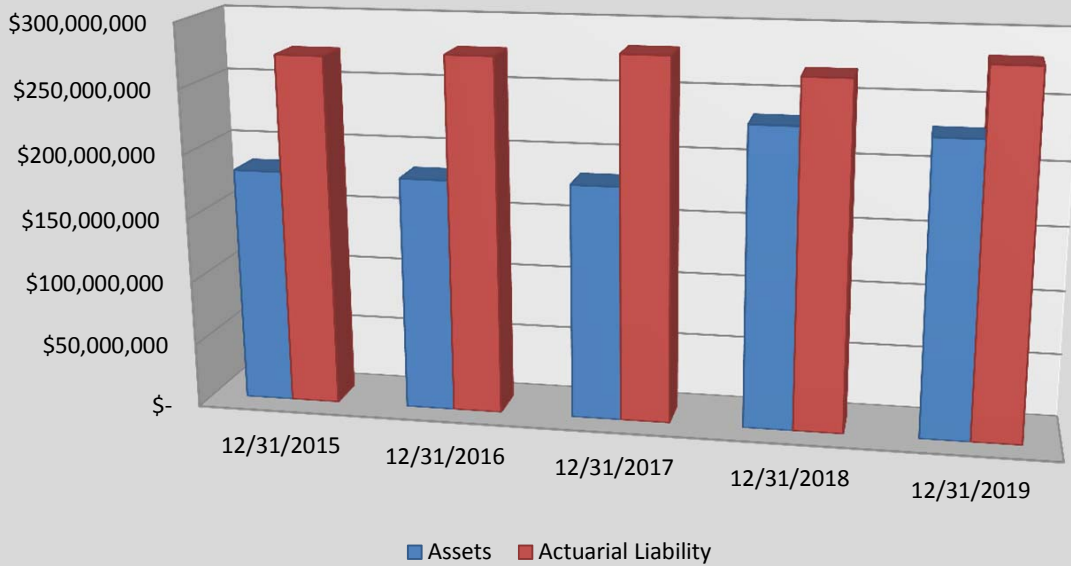
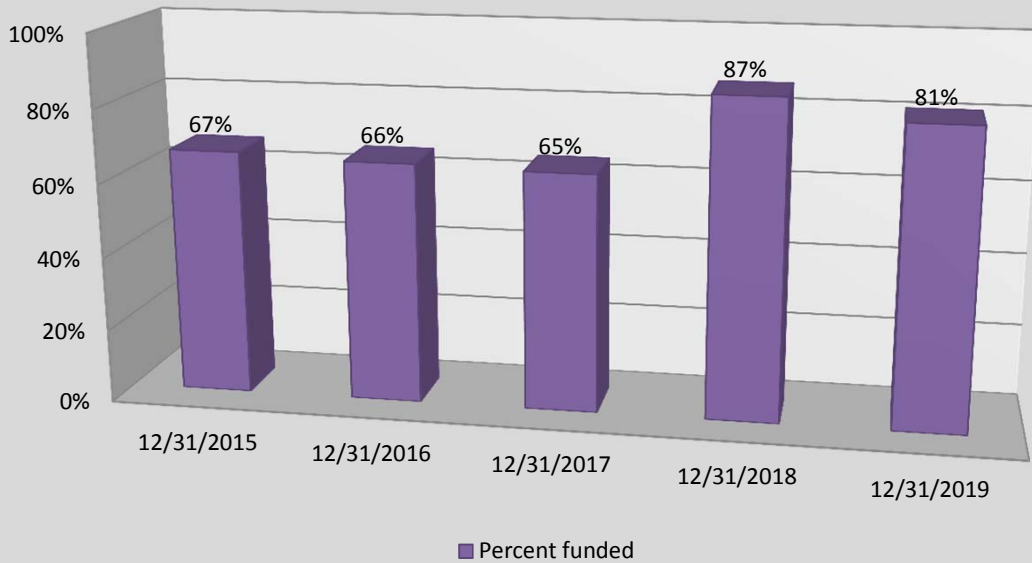


County of Muskegon Pension Funding Status



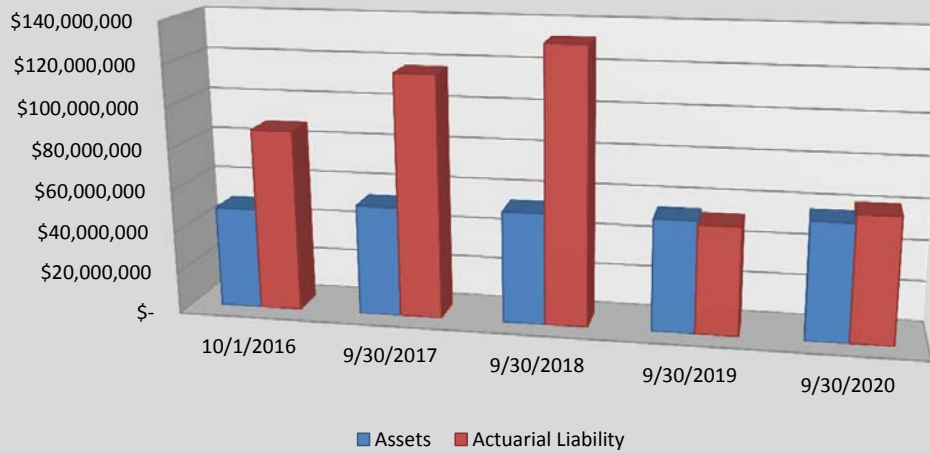
County of Muskegon Pension Percent Funded



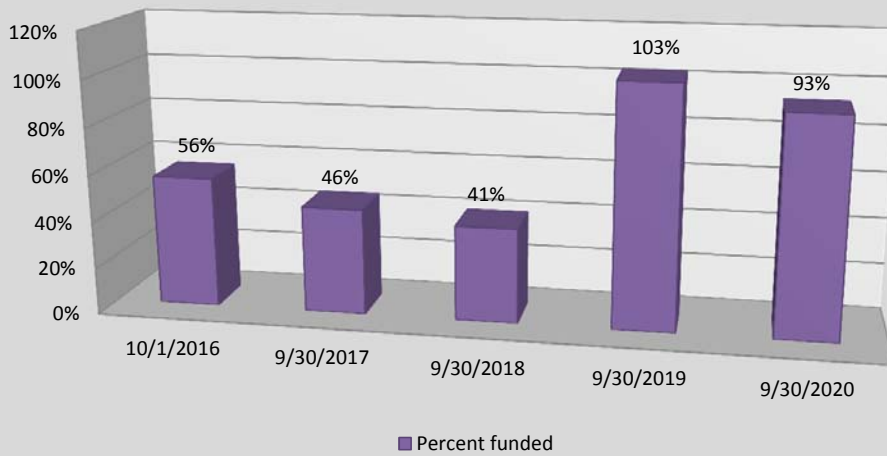
Pension historical funding detail is stated below:

Valuation Date	Pension				
	12/31/2015	12/31/2016	12/31/2017	12/31/2018	12/31/2019
Assets	183,261,921	181,973,117	182,527,616	232,802,461	228,139,416
Actuarial Liabilities	273,371,125	277,061,049	281,310,946	268,847,607	281,490,264
Unfunded (Overfunded)	90,109,204	95,087,932	98,783,330	36,045,146	53,350,848
% Funded	67%	66%	65%	87%	81%

County of Muskegon Other Post Employment Benefits (OPEB) Funding Status



County of Muskegon Other Post Employment Benefits (OPEB) Percent Funded



Other Post Employment Benefit (OPEB) historical funding detail is stated below:

Measurement Date	Other Post Employment Benefits (OPEB)				
	10/1/2016	9/30/2017*	9/30/2018*	9/30/2019**	9/30/2020++
Assets	48,916,791	53,193,850	53,847,386	53,996,621	56,544,997
Actuarial Liabilities	87,667,314	116,855,989	132,437,393	52,271,298	60,728,974
Unfunded (Overfunded)	38,750,523	63,662,139	78,590,007	(1,725,323)	4,183,977
% Funded	56%	46%	41%	103%	93%

* Liability increases for 09/30/2017 and 09/30/2018 are due to changes to assumptions as required per the recent implementation of GASB 74 and 75.

** Liability decrease for 09/30/2019 is due largely to the reduction in Medicare Advantage premium costs as well as benefit structure change for future retirees.

++ Per draft actuarial valuation for fiscal year ending 09/30/2020.